



Stamped concrete Colours

The art of
harmony

^{EN} Stamped Concrete is made up of a base colour (Colour Hardener) and a colour for the superficial shade (Release agent). Infinite combinations can therefore be obtained.






























The colours listed in this page are only indicative; Ideal Work authorised applicator will create an ad hoc sample for you to see and touch the colour and finish you would like to choose.

^{IT} Il pavimento stampato è composto da un colore di base (Colour Hardener) e un colore per la sfumatura superficiale (Distaccante), si possono così ottenere infinite combinazioni.

I colori riportati in questa pagina sono solo indicativi, sarà poi l'applicatore autorizzato Ideal Work che realizzerà un campione ad hoc per poter vedere dal vivo colore e finitura.

← LIGHT ——— SOFT ——— GREY ——— DARK ——— DEEP ——— STRONG ——— PASTEL →
 ←————— Tone on tone —————→

Colour Hardener – Base Colour

							
BIANCO HARD-BIA	CORDA HARD-CORDA	SALVSTONE HARD-SAL	SAND BUFF HARD-SAN	YELLOW BUFF HARD-YEL	HARVEST SAND HARD-HAR	BOURGOGNE HARD-BOU	SAND HARD-XSAND
							
	SUN BUFF HARD-SUN	NOCCIOLA HARD-NOC	CAFFÈ HARD-CAF	PESCA HARD-PES	DESERT TAN HARD-DES	CUOIO HARD-CUO	KAKI HARD-KAK
							
	CREAM HARD-CRE	CARBONCINO HARD-CAR	GRAY HARD-GRA	MARRONE HARD-MAR	REDWOOD HARD-RED	COTTO HARD-COT	ROSA HARD-ROS
							
PEWTER HARD-PEW	ZINCO HARD-ZIN	CENERE HARD-CEN	ANTRACITE HARD-ANT				CELESTE HARD-CEL
							
						GREEN HARD-GRE	VERDE MARE HARD-ACQ

Yellow

Orange

Red

Blue

Green

↑ WARM
 ↓ Combining different colour groups
 ↓ FRESH

← LIGHT ——— SOFT ——— DARK ——— DEEP ——— STRONG ——— PASTEL →
 ←————— Tone on tone —————→

Powder release agent – Shade Colour



NEUTRO
RELE-NEU



ADOBE BUFF
RELE-ADO



ANTRACITE
RELE-ANT



YELLOW BUFF
RELE-YEL




PEACH
RELE-PEA



SUN BUFF
RELE-SUN




MAPLEWOOD
RELE-MAP




WALNUT
RELE-WAL




TERRACOTTA
RELE-TER



TABACCO
RELE-TAB




MARRONE
RELE-MAR




REDWOOD
RELE-RED




ROSA
RELE-ROS



GRAY
RELE-GRA



CHARCOAL
RELE-CHA



BLACK
RELE-BLA



SLATE
RELE-SLA

Yellow

Orange

Red

Blue

Green

↑ WARM
↓ FRESH
Combining different colour groups